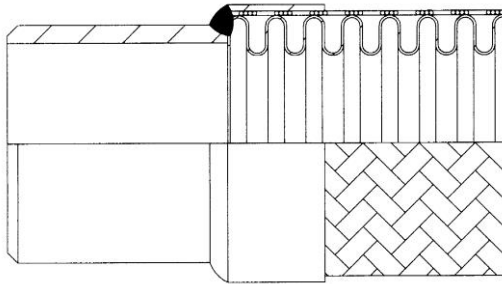




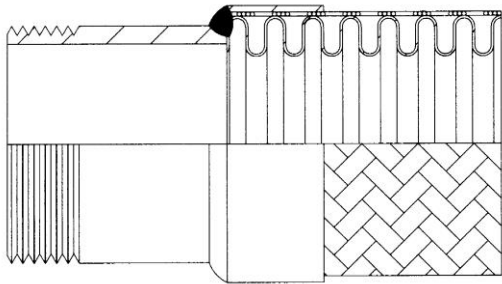
Metal Hose End Fitting Guide

Weld Nipple



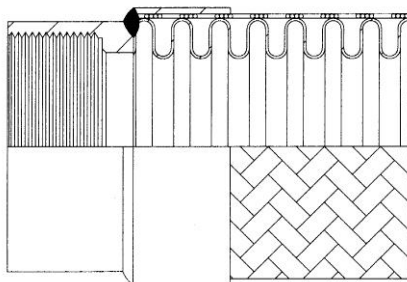
- Common Sizes: 1/4" through 12"
- Common Materials: Carbon Steel, T304SS, T316SS
- Common Schedules: 40, 80

Male NPT



- Common Sizes: 1/4" through 6"
- Common Materials: Carbon Steel, T304SS, T316SS
- Common Schedules: 40, 80

Female Pipe Coupling

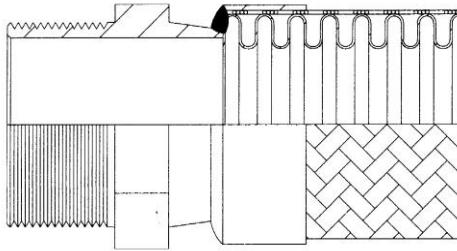


- Common Sizes: 1/4" through 4"
- Common Materials: Carbon Steel, T304SS, T316SS
- Common Classes: 150#, 3000#



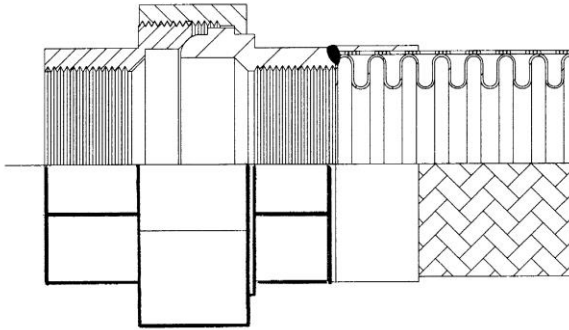
Metal Hose End Fitting Guide

Hex Male NPT



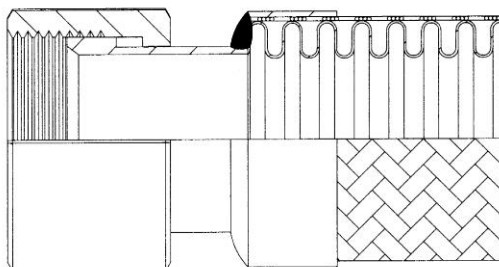
- Common Sizes: 1/4" through 2"
- Common Materials: Carbon Steel, T304SS, T316SS

Female NPT Union



- Common Sizes: 1/4" through 4"
- Common Materials: Malleable Iron, Carbon Steel, T304SS, T316SS
- Common Classes: 150#, 3000#

Female JIC Swivel

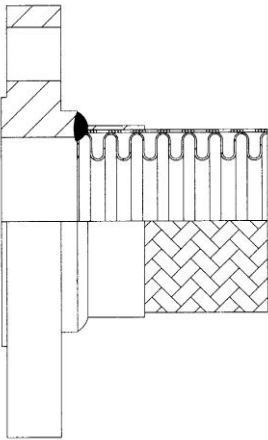


- Common Sizes: 1/4" through 2"
- Common Materials: Carbon Steel, T316SS



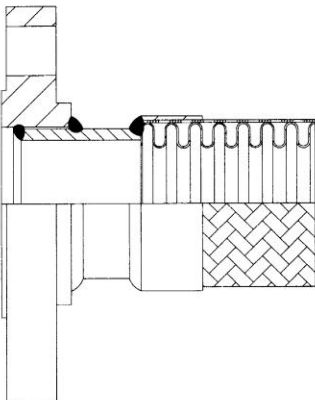
Metal Hose End Fitting Guide

Raised Face, Slip On Flange



- Common Sizes: 1/2" through 12"
- Common Materials: Carbon Steel, T304SS, T316SS
- Common Classes: 150#, 300#

Raised Face, Slip On Flange (with Pipe Spacer)

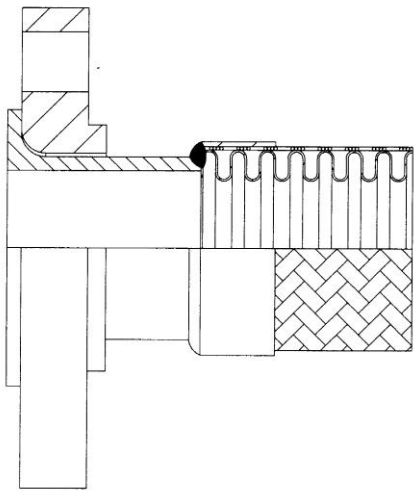


- Common Sizes: 1/2" through 12"
- Common Materials: Carbon Steel, T304SS, T316SS
- Common Classes: 150#, 300#



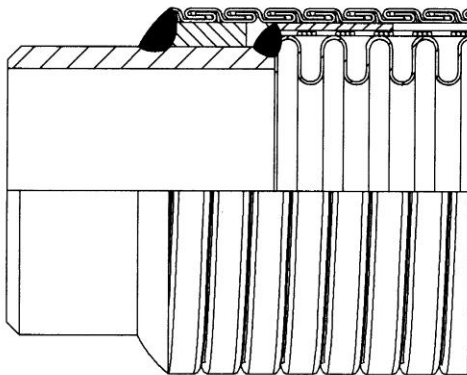
Metal Hose End Fitting Guide

Stub End with Lap Joint Flange



- Common Sizes: 1/2" through 12"
- Common Materials – Stub: T304SS, T316SS
- Common Materials – Flange: Carbon Steel, T304SS, T316SS
- Common Schedule – Stub: 10, 40
- Common Classes – Flange: 150#, 300#

Guarded Assembly



- Assemblies can be furnished with an interlocked metal hose covering some or all of the outside of the corrugated hose. This guard helps to protect the assembly from damage and over-bending, and can be made from a variety of materials.